


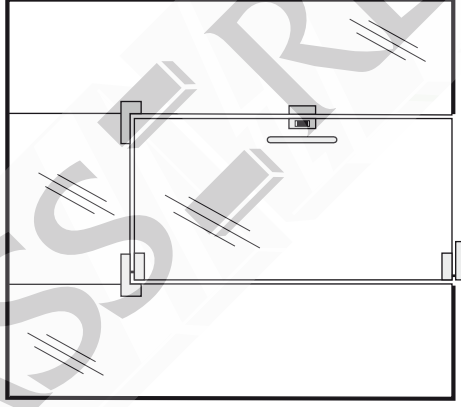
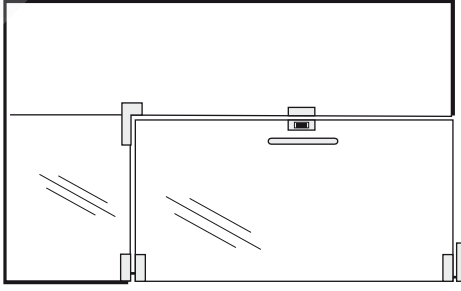
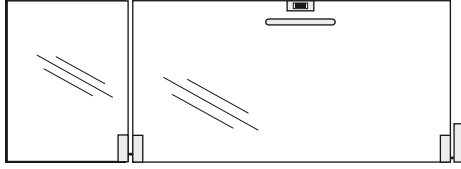
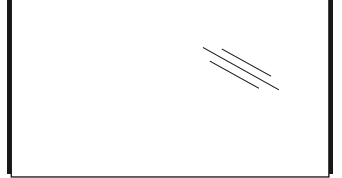
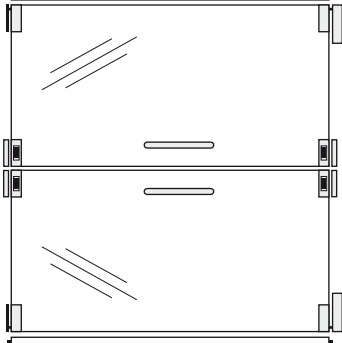
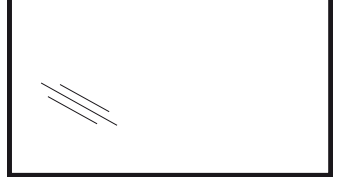
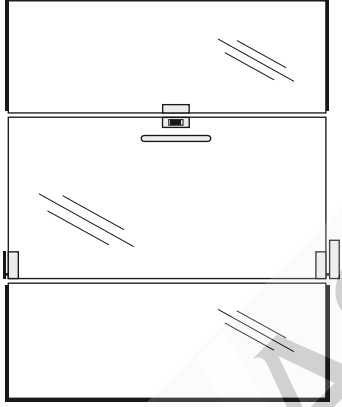
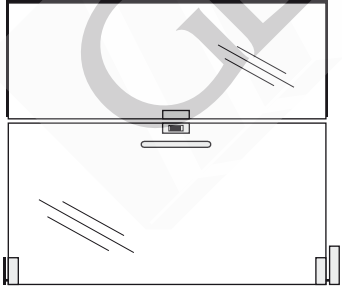
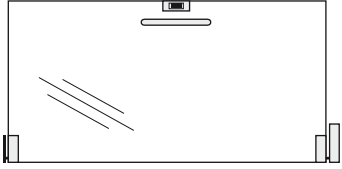


# THE BEAUTY OF GLASS

TAILOR MADE • GR-TOUGH SAFETY GLASS • SHOPFRONTS



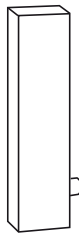
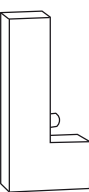
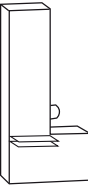
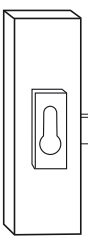




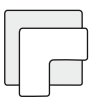
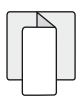
# TYPICAL INSTALLATIONS

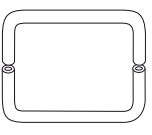














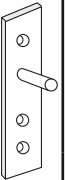

- Frameless Glass Doors made of toughened safetyglass.
- All hardware is designed for interior and exterior application.
- When installed correctly, hardware is guaranteed for a period of 2 years. For conditions of warranty, please contact our office.
- Hardware for interior, sliding, rolling, bifolding doors is available.
- Frameless Glass Doors comply with NZS 4223.
- Technical advisory, shopdrawings and obligation free quotations are available.
- Various hardware finishes are available - see hardware page.
- Spare parts available on request.

## GLASS OPTIONS:

Clear	10 or 12mm
Green	10mm only
Low Iron	10mm only
Grey	10mm only
Obscure (Sandblasted, film, other)	10 or 12mm

FITTINGS	PRODUCT DESCRIPTION	TYPE No
	Bottom pivot patch	GR100
	Top pivot patch	GR200
	Overlight support and pivot	GR300
	Overlight/sidelight support & pivot	GR400
	Overlight/sidelight support & pivot plus fin support	GR410
	Top or bottom corner lock for Eurocylinder	GR500
	Centre lock (Same size as GR 500)	GR501
	Strikerbox	GR550
	Double strikerbox	GR552
	Transom strikerbox	GR540
	Overlight doorstop For corner of door	GR152
	Overlight doorstop for Single or double doors	GR151

HANDLES	PRODUCT DESCRIPTION	TYPE No
	Pair of D-pull handles Standard Sizes: 300 x 32 mm 500 x 32 mm	D
	Knob set Standard Sizes: 25 mm Ø 40 mm Ø 50 mm Ø	K25Ø K40Ø K50Ø
	Pair of L-pull handles Standard Sizes: 300 x 300 x 32 mm 500 x 500 x 32 mm	L
	Pair of Halfround handles Standard Sizes: 300 x 32 mm 500 x 32 mm	Half Round
	Pair of Cranked handles Standard Sizes: 300 x 32 mm 500 x 32 mm	Cranked
<p>Door hardware is available in the following finishes:</p> <ul style="list-style-type: none"> <li>★ Silver anodised</li> <li>★ Brass - lacquered</li> <li>★ Polished stainless steel</li> <li>★ Satin stainless steel</li> <li>★ Powdercoated - any colour</li> <li>★ Chrome plated</li> <li>★ Gold plated</li> <li>★ Any combination of the above</li> </ul> <p>Tailor-made fittings on request.</p>		

INSTALLATION ACCESSORIES		
	U Channel	25 x 25 x 3mm
	U Channel	25 x 50 x 3mm
	Draftstrip	For 10mm glass
	Draftstrip stick-on	
	Floor doorstop	
	Strikerplate GR153	
	Striker GR153	
	Eurocylinder	
	Top pivot GR240	
	Bottom pivot GR280	

FLOORSPRINGS		
220F	Hold Open 90°	(light duty)
221F	Non Hold Open	(light duty)
230F	Hold Open 90°	(medium duty)
231F	Non Hold Open	(medium duty)
240F	Hold Open 90°	(heavy duty)
241F	Non Hold Open	(heavy duty)
OVERHEAD CLOSERS		
	Hold Open 90°	(light duty)
	Non Hold Open	(light duty)
	Hold Open 90°	(medium duty)
	Non Hold Open	(medium duty)
	Hold Open 90°	(heavy duty)
	Non Hold Open	(heavy duty)



New Zealand Distributor

Your Local Supplier

**GLASS RELATE** Ltd

**Hardware**

21 Soljans Drive, Henderson, Waitakere, New Zealand.  
PO Box 104224, Lincoln North, Waitakere 0654, New Zealand.  
Phone: (09) 838 0701 Fax: (09) 838 0707  
Email: hardware@glassrelate.co.nz Web: www.glassrelate.co.nz