



THE BEAUTY OF GLASS

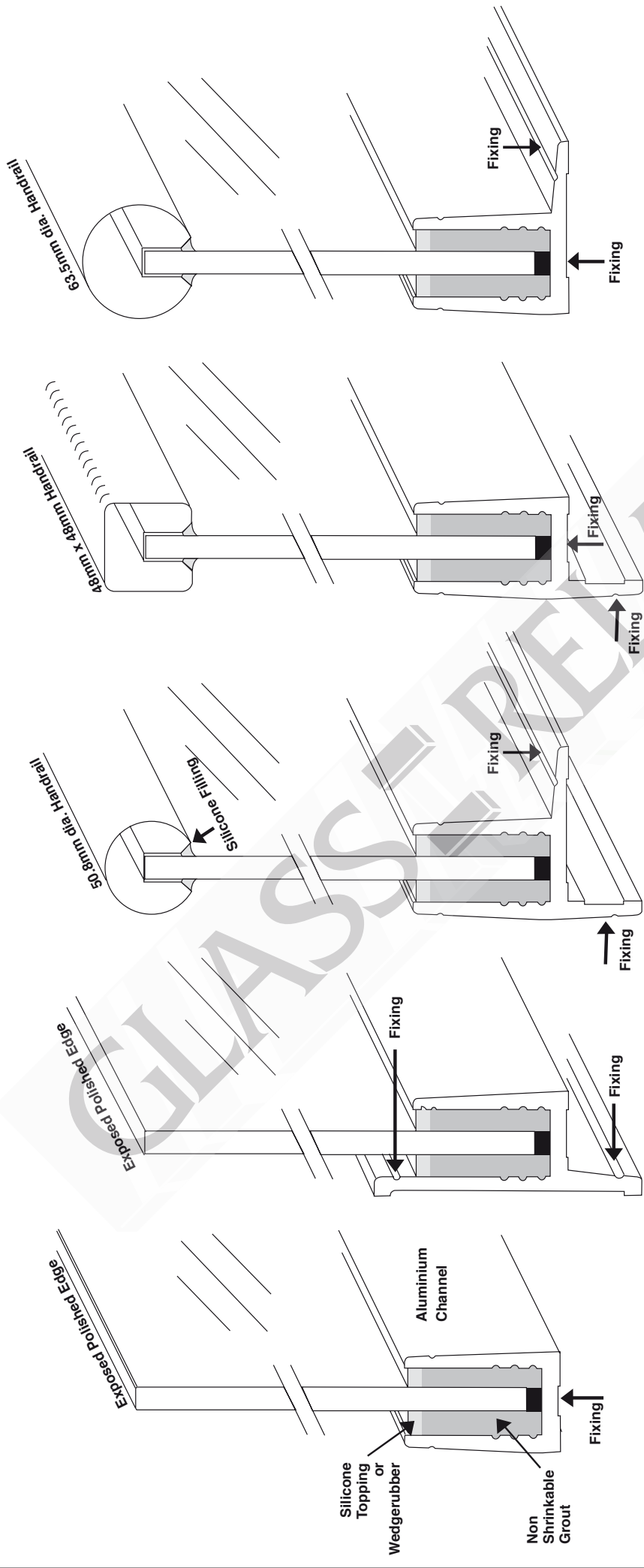
TAILOR MADE



GR-TOUGH SAFETY GLASS



BALUSTRADES



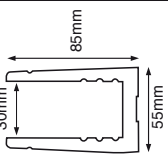
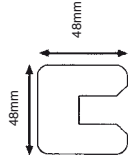
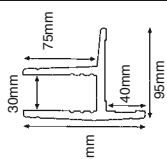

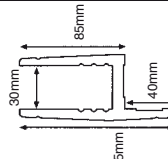
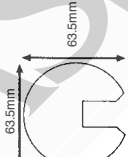
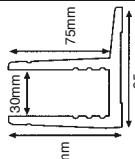

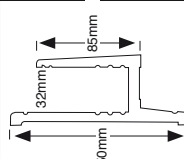
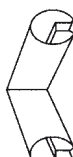
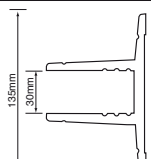
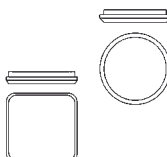


GLASS OPTIONS

TOUGHENED

- Frameless Glass Balustrades made of toughened safety glass.
- All hardware is designed for interior and exterior applications.
- A two year warranty on supplied materials and workmanship.
- Complies with NZS 4223 and NZS 4203.
- Technical advise, shop drawings and obligation free quotations available.
- Glass Relate Hardware Ltd is the exclusive owner of aluminium extrusion dies.

10 - 12 - 15 - 19mm	Clear
10mm	Bronze
10mm	Grey
10mm	Green

For other glass thicknesses or finishes please contact our office

PRODUCT		TYPE NO.	PRODUCT DESCRIPTION	PRODUCT	TYPE NO.	PRODUCT DESCRIPTION	DESIGN TABLE				
Glass Thickness	Design Load	Glass Height	Max Length	Deflection inTop							
10mm	750Nm	1000mm	3000mm	34mm							
12mm	1000Nm	1000mm	3000mm	32mm							
15mm	1250Nm	1000mm	3000mm	27mm							
NOTES											
<ul style="list-style-type: none"> The movement of the channel after fixing to substructure should be minimal. For fixing details refer to structural engineers' recommendations. These are available from our office. Grout to be NON SHRINKABLE, we recommend the use of a grout water proofing agent. Silicones to be neutral cure (for topping), or proprietary wedgerubber. All glass edges to be flat ground or polished. All toughened glass to be visibly identified by a safety stamp. 											
	GR 4049	Aluminium Channel One Fixing Option		GR 2858	Domestic Aluminium Capping Square						
	GR 3389	Aluminium Channel Three Fixing Options		GR 2118	Domestic Aluminium Capping Round 50 Ø						
	GR 3389V	Aluminium Channel Two Fixing Options		GR 2117	Commercial Aluminium Capping Round 63 Ø						
	GR 3389H	Aluminium Channel Two Fixing Options		GR 2858 2118 2117 WC	Welded Corner Aluminium Any Angle						
	GR 4802	Aluminium Channel Side Mounted Two Fixing Options		GR 2858 2118 2117 WC	Welded Corner Aluminium 90° Horizontal						
	GR 4669	Aluminium Channel Three Fixing Options		GR 2858 2118 2117 EC	End Caps for Aluminium Cappings Square and Round						
	GR 2000 WB	Wall Bracket For Handrail Cappings		GR 2000 GB	Glass Bracket for Handrail Cappings						



New Zealand Distributor

Your Local Supplier

GLASS RELATE Ltd

Hardware

21 Soljans Drive, Henderson, Waitakere, New Zealand.
PO Box 104224, Lincoln North, Waitakere 0654, New Zealand.
Phone: (09) 838 0701 Fax: (09) 838 0707
Email: hardware@glassrelate.co.nz Web: www.glassrelate.co.nz