

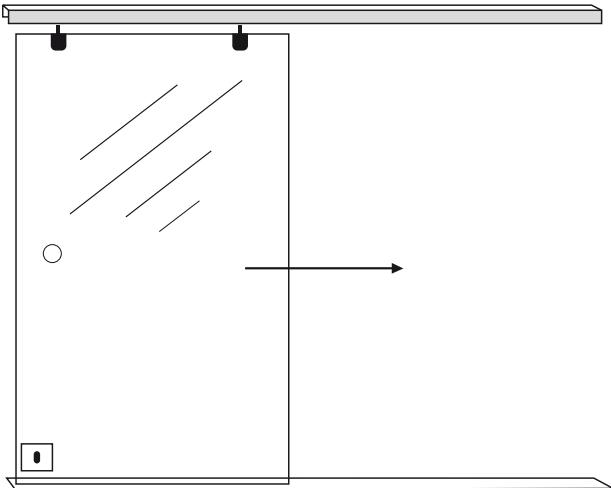


THE BEAUTY OF GLASS

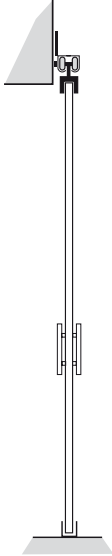
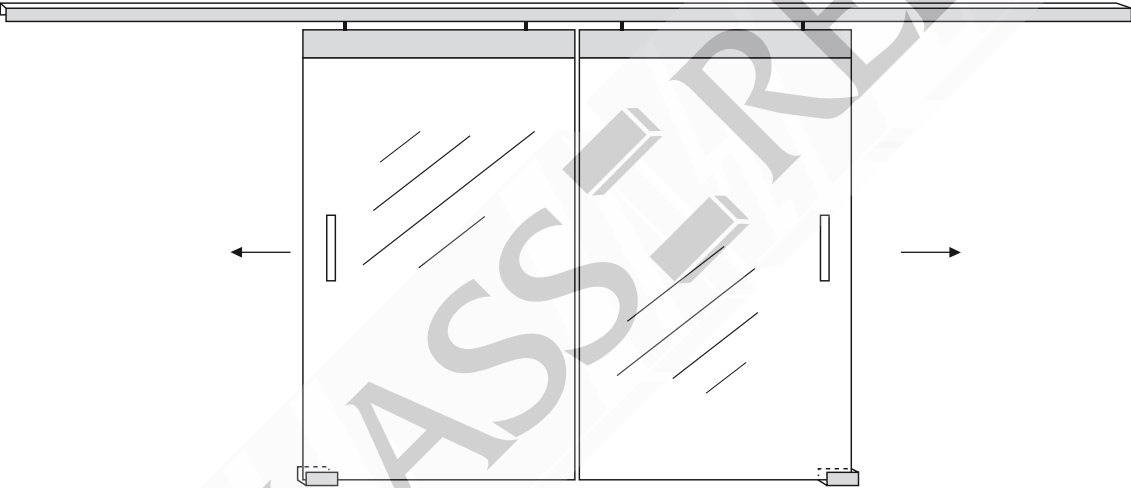
TAILOR MADE • GR-TOUGH SAFETY GLASS • SLIDING DOORS

OPTIONS

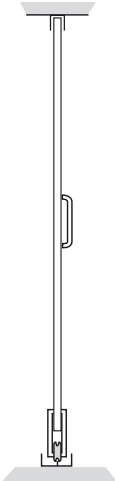
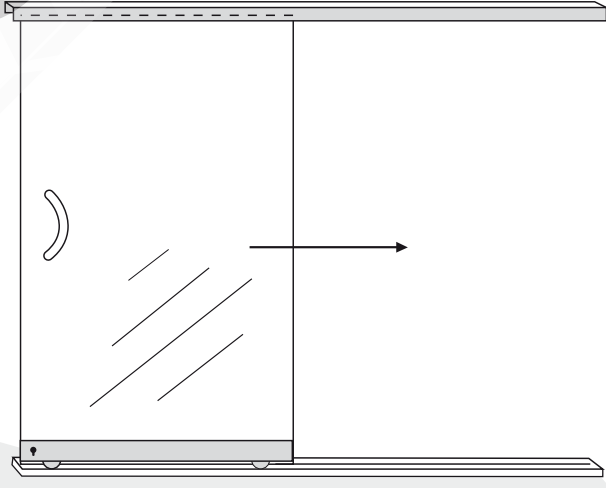
SINGLE SLIDING TOP HUNG



DOUBLE SLIDING TOP HUNG



ROLLING ON BOTTOM TRACK



SPECIFICATIONS

RECOMMENDED MAX. DIMENSIONS

Standard Track

GR-320 and GR-323

width x height

8mm Glass: 1500 x 2400mm

10mm Glass: 1200 x 2400mm

12mm Glass: 1000 x 2400mm

Heavy Duty Track

GR-820 and GR-822

width x height

8mm Glass: 2000 x 2500mm

10mm Glass: 2000 x 3000mm

12mm Glass: 2000 x 3500mm

NOTES

For weight reasons heavy traffic doors should not exceed:

approx. 50 kilograms or

Size: approx. 1000 x 2200mm

HARDWARE

comes in:

Polished/Satin

Stainless Steel

Powdercoated

Anodised

Chromeplated/Laquered

GLASS OPTIONS

8mm Clear

10mm Clear

Diamant

Bronze

Grey

Green

12mm Clear

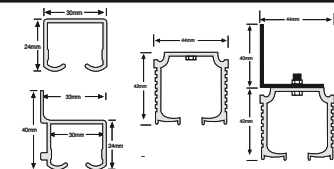
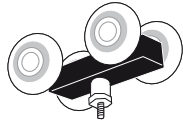

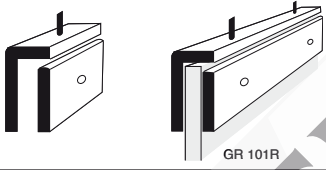


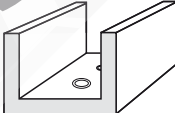


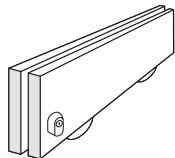
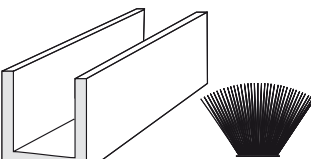
Paint Cladded

Screen Printed

Sand Blasted

Film Applied

For other glass thicknesses and obscured glasses contact your glass supplier.

Product	Description	Type No.
	Top Track Standard Top Track Heavy Duty	GR - 320 (Ceiling) GR - 323 (Wall) GR - 820 (Ceiling) GR - 822 (Wall)
	Wheel Assembly Standard Wheel Assembly Heavy Duty	GR - 331 GR - 831
	Glass Clamps	GR - 5604 Square GR - 5604 Oval
	Glass Clamp Glass Rail	GR - 101B GR - 101R
	Doorstop Standard (Fits in track) Doorstop Heavy Duty	GR - 375 GR - 826
	Pelmet Standard Pelmet Heavy Duty	GR - 677 GR - 818
	Floorguide Nylon for 10 or 12mm Glass	GR - 104
	Bottom Lock Case and eurocylinder and 2 keys	GR - 1358
	BottomTrack for Roller Door	GR - 105
	Bottom Rail for Roller Door Rollers inclusive	GR - 964 (no lock) GR - 965 (lock)
	U-Channel as Topguide Felt Lining	18 x 22 x 2mm 6mm



New Zealand Distributor

Your Local Supplier

GLASS RELATE Ltd

Hardware

21 Soljans Drive, Henderson, Waitakere, New Zealand.
PO Box 104224, Lincoln North, Waitakere 0654, New Zealand.
Phone: (09) 838 0701 Fax: (09) 838 0707
Email: hardware@glassrelate.co.nz Web: www.glassrelate.co.nz